

HD LED Linear Lightbar

Double-Sided



13.2W - 19.8W - 26.4W - 33W - 39.6W - 46.2W - 52.8W - 66W

Features

- PHILIPS LED chip
- Driver sold separately
- Great in illuminated light boxes, indoor & outdoor decoration, & architectural lighting
- Great replacement
- Single & Double sided available

Recommended Use

- Light Boxes / Sign Boxes
- Menu Boxes

Advantage

- Daisy Chain Installation
- Fits any single or double sided light box
- NO HOTSPOTS!!
- Lower maintenance costs
- Aluminum housing
- Up to 110 Lumens per watt
- Adjustable bracket available
- UL listed
- 5 year warranty

Input Voltage

- 100-277Vac

Qualification



BEYOND[®]
LED TECHNOLOGY

Sitler's
LED
SUPPLIES

Talk to one of our LED consultants today!

(800) 426-3938 • (319) 653-3198

info@sitlersupplies.com

www.sitlersledsupplies.com

HD LED Linear Lightbar

Double-Sided

Product

PRODUCT NAME	HD LED Linear Bar Double Sided							
CONSUMPTION	13.2W	19.8W	26.4W	33W	39.6W	46.2W	52.8W	66W
SKU # / MODEL#	107698	107714	107730	108977	107755	108985	107771	107797
SIZE #	21.9"	33.9"	45.9"	57.9"	69.9"	81.9"	93.9"	117.9"
LUMEN	1392lm	2088lm	2784lm	3480lm	4176lm	4872lm	5568lm	6960lm

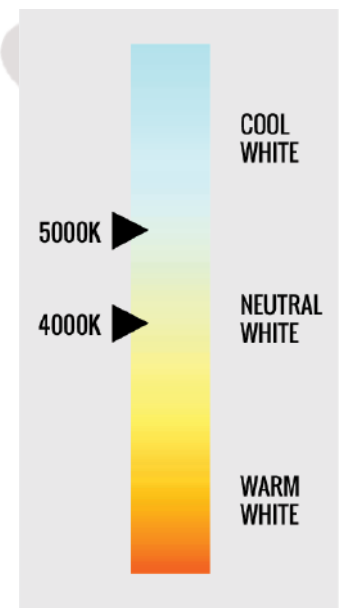
Specifications

COLOR TEMPERATURE	6500K
LUMEN EFFICACY	118.3LM/W
VIEWING ANGLE	160°
INPUT VOLTAGE	100-277Vac 50/60Hz
POWER FACTOR	>0.9
WATERPROOF RATING	IP65

Fixture Specifications

LED BRAND	Philips
LED TYPE	COB
LED QTY	Varies based on size
HOUSING	Aluminum + Tempered Glass
HOUSING COLOR	Metalic Silver

CORRELATED
COLOR TEMPERATURE
(CCT)



Others

OPERATING TEMPERATURE	APPLICATION	CRI	BEAM ANGLE	DIMMABLE
-4°F TO 104°F	Indoor / Outdoor	>80	160°	No

Warranty & Qualification

WARRANTY	UL LISTED	DLC
5-Year Limited	Yes	No

Due to continuous product improvement, information in this document is subject to change.

Revision Date: 05/23/2017

 **BEYOND**[®]
LED TECHNOLOGY

 **Sitler's**
LED
SUPPLIES

Talk to one of our LED consultants today!

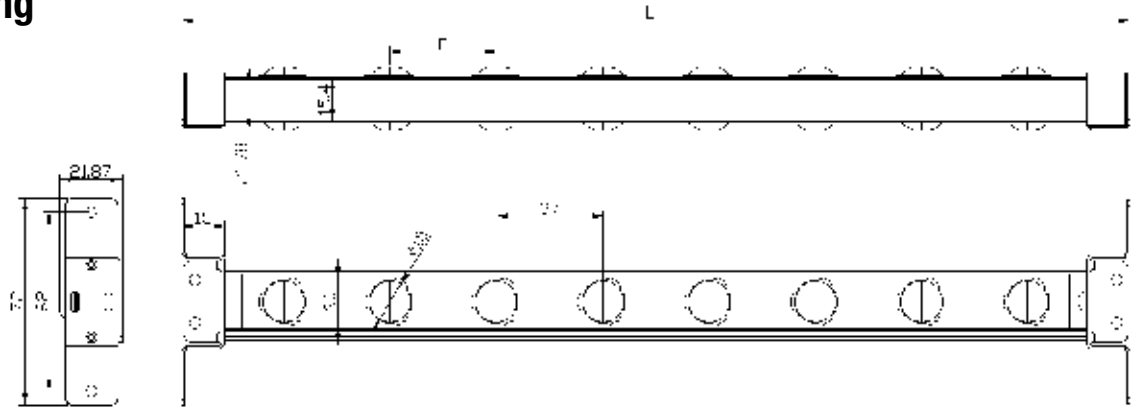
(800) 426-3938 • (319) 653-3198

info@sitlersupplies.com

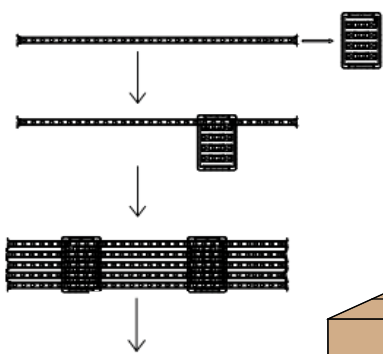
www.sitlersledsupplies.com

HD LED Linear Lightbar

Double-Sided
Drawing



SKU#	Gross Weight	Qty per Carton	Carton Size
107698	10.3	30	25.6" x 11.8" x 7.8"
107714	15.1	30	37.4" x 11.8" x 7.8"
107730	19.5	30	49.2" x 11.8" x 7.8"
108977	24.47	30	61" x 11.8" x 7.8"
107755	29.5	30	72.8" x 11.8" x 7.8"
108985			
107771	40.41	30	96.4" x 11.8" x 7.8"
107797	54.5	30	120" x 11.8" x 7.8"



Notice For User

- Please turn off power before install or change assembly parts.
- The input voltage and lamps should be matched, after connecting the power line, Please make sure the wiring section is insulated
- Licensed Electrician Installation ONLY.

Due to continuous product improvement, information in this document is subject to change.

Revision Date: 05/23/2017




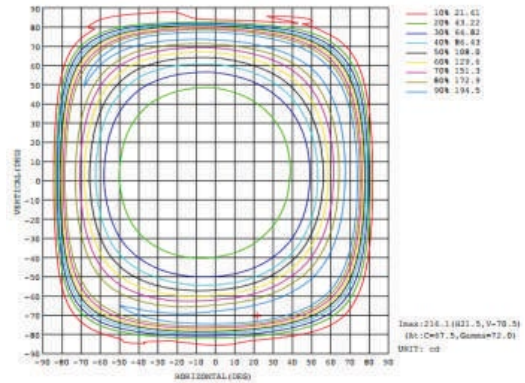
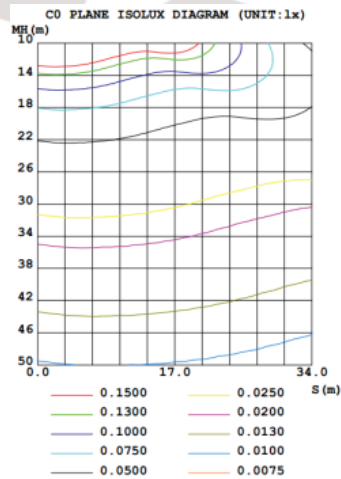
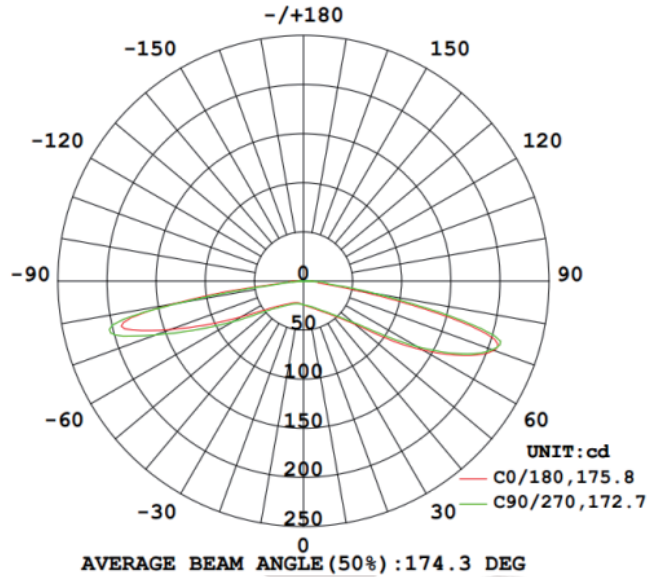
Talk to one of our LED consultants today!
(800) 426-3938 • (319) 653-3198

info@sitlersupplies.com
www.sitlersledsupplies.com

HD LED Linear Lightbar

Double-Sided

Light Distribution Testing Parameters



Due to continuous product improvement, information in this document is subject to change.

Revision Date: 05/23/2017



Talk to one of our LED consultants today!
(800) 426-3938 • (319) 653-3198

info@sitlersupplies.com
www.sitlersledsupplies.com